

lexie[®] lumen

Electronic Hearing Aid Dryer

User Manual V2.0



Important Safeguards

This product is for hearing aid use only. When using electrical products, basic safety precautions should always be followed (especially when children are present).

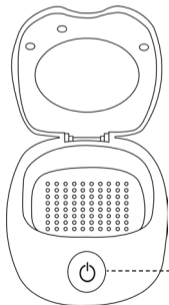
Read all the instructions before use.



This user manual will show you how to use and maintain your electronic hearing aid dryer. Please read this carefully.

Operating instructions

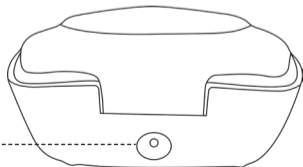
Moisture is one of the most common reasons for hearing aid repairs. An electronic hearing aid dryer, also called a hearing aid dehumidifier, is a device that absorbs the moisture from hearing aids. It slowly warms and circulates the air inside the dryer allowing the various hearing aid parts to dry. Dryers like this one, which is equipped with a UV-C light, also disinfect hearing aids.



One Touch Sensor Button

- Briefly press it to switch on your dryer.
- To pause the drying program, briefly press it for more than 2 seconds.

USB Cable Socket



1. Insert the USB cable into the 5V power adapter. Plug the connector into the socket on the rear side of your dryer.
2. Plug the power adapter into an AC power socket.

ⓘ Note:

Only use the 5V power adaptor that has been included.




3. Clean the hearing aids before inserting them into the dryer.
4. Remove the batteries of the hearing aids.
5. Open the lid of the dryer and place your hearing aids in the dryer, with the battery door open.
6. Press the sensor button and then close the lid. The red light will go on and the drying program will start. It will automatically stop after four hours.
7. Open the lid and remove the dried and disinfected hearing aids.

i Note:


The drying program can be stopped by pressing the sensor button for more than 2 seconds. Press the sensor button again to restart the program.

- The red LED light indicates that the unit is on.
- The UV-C light is on for the first five minutes of the drying period. This stops automatically after five minutes.
- Towards the end of the four-hour drying period, the UV-C light will automatically turn on again for another five minutes.
- After four hours, the dryer automatically shuts down and the LED light will turn off.
- The dryer is very energy efficient; unplug the power adapter only for a prolonged absence.
- The dryer has an automatic safety function that turns off the UV-C light if the lid is opened during the UV-C program.

Cleaning the dryer

-  We recommend that you use rubbing alcohol or disinfecting wipes to clean your dryer.
-  Do not use corrosive or abrasive cleaning materials to clean the dryer.
-  Wipe the dryer on the inside and the outside.

Warnings

-  The hearing aid dryer should only be operated by those who have sufficient knowledge of appropriate use or under supervision.
- Use this dryer only for the intended use as described in the manual.
- Children must be supervised to ensure that they don't use the dryer as a toy.
- Do not use the dryer near water, aerosols, or fire.

- Put the dryer on a flat, dry, and stable surface. Never place the dryer on a soft surface like a chair or bed.
- Do not disassemble the dryer and only use the supplied 5V power adapter.
- Never operate this product if it has a damaged cord or plug or is not working properly.
- When disconnecting the dryer, pull on the plug and not the wire.
- CAUTION: Do not look into or touch the UV-C light.
- The manufacturer cannot be held liable for incorrect use or handling of the dryer.

Operating conditions

The Lexie electronic hearing aid dryer operates at a temperature range of 113°F to 122°F (45°C to 50°C).

Technical data

Product Size/External:	4.4" x 3.7" x 1.6"
Drying compartment/Internal Size:	3" x 2.4" x 1"
Maximum Power:	5W
Input:	100-240V, AC 50/60Hz
Output:	5V, 1A, DC Adapter
Maximum Drying Time:	4hrs
Temperature:	113°F to 122°F (45°C to 50°C)
Connecters:	USB cable - Micro USB

Items included:

- 1 x case
- 1 x Lexie electronic hearing aid dryer
- 1 x adapter
- 1 x USB cable
- 1 x user manual

Distributed by hearX USA, Inc.
Illinois, 60115
(779) 212-7334
support@lexiehearing.com
www.lexiehearing.com

CE RoHS FC